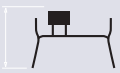




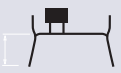
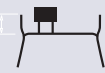




HBA424

BATH TRANSFER BENCH

HEAVY DUTY ALUMINIUM



Overall Height	Overall Length	Overall Width	Seat Depth	Seat Width	Tub Clearance Height	Armrest Height	Overall Weight	Weight Capacity
 82.5-97.5cm	 52cm	 78.5cm	 41cm	 68cm	 49-64cm	 27.5cm	 6kg	 200kg



12 MONTH WARRANTY

Moulded plastic seat, perforated for drainage



Removable backrest can be attached to either side of the bench.

Detachable armrest

Thicker, more durable powdercoating to prevent scuffs and scratches.

Height adjustable legs. Adjustment pins are spaced at 25mm increments on three extension legs and 12.5mm increments on the fourth to maximise stability. Oval shaped tubing ensures alignment between the inner and outer tubes.

Heavy duty Sure Grip suction rubber tips

Slip resistant suction rubber tips

OPTIONAL EXTRAS



EXTENSION LEGS (TSA370K)

These longer extension legs accurately balance the transfer bench when a higher height is required. Note: Extension legs increase height by 100mm.

